Stocks en entrepôt (Source: AAC)

14 déc. 2018

Mkg	déc.18	mois précédent nov. 18	change %	change Mkg	année précédente déc.17	change %	change Mkg	2 ans déc.16
TOTAL	**49.5**	**47.1**	5.0%	2.4	**41.7**	18.6%	7.8	**41.3**
TOTAL excl DIV. & CUISSES	**42.1**	**40.8**	3.2%	1.3	**34.8**	20.8%	7.3	**32.1**
ENTIER	**1.0**	**0.9**	14.3%	0.1	**0.4**	148.4%	0.6	**0.8**
EN MORCEAUX	**22.7**	**21.8**	4.0%	0.9	**17.4**	30.7%	5.3	**16.5**
Cuisses	**4.6**	**3.9**	18.5%	0.7	**3.5**	33.6%	1.2	**5.2**
Poitrines	**6.8**	**6.8**	0.3%	0.0	**7.3**	-6.9%	-0.5	**5.1**
Poitrines désossées	4.0	4.0	0.8%	0.0	5.9	-32.2%	-1.9	3.6
Poitrines autres	2.8	2.8	-0.4%	0.0	1.4	98.3%	1.4	1.5
Ailes	**4.1**	**4.1**	-1.1%	0.0	**3.7**	9.7%	0.4	**4.0**
Autres	**7.1**	**6.9**	2.4%	0.2	**2.8**	153.9%	4.3	**2.1**
TRANSFORMATION ADD.	**23.1**	**22.0**	4.8%	1.1	**20.6**	12.1%	2.5	**20.0**
Poitrines désossées	**2.7**	**2.8**	-2.6%	-0.1	**2.7**	0.7%	0.0	**2.6**
Autres	**20.3**	**19.2**	5.9%	1.1	**17.9**	13.9%	2.5	**17.4**
DIVERS	**2.7**	**2.4**	12.7%	0.3	**3.4**	-19.5%	-0.7	**4.0**

2015 — 2016 — 2017 — 2018

gamme de 5 ans

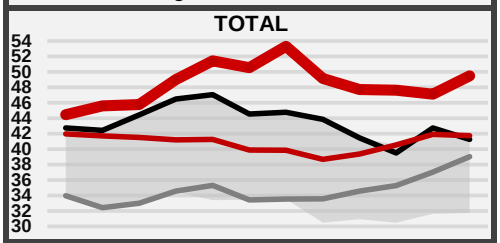

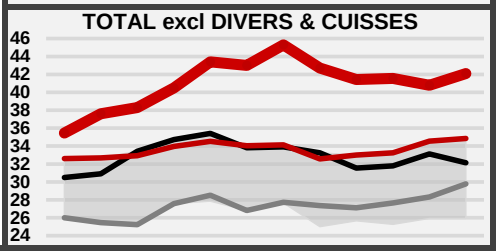

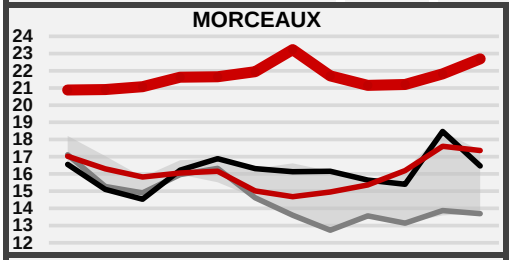

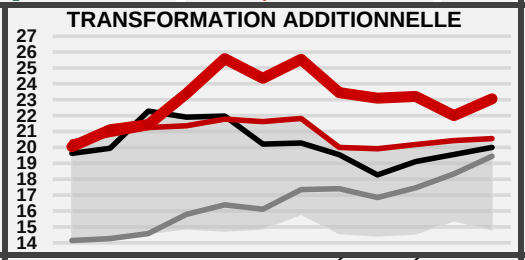

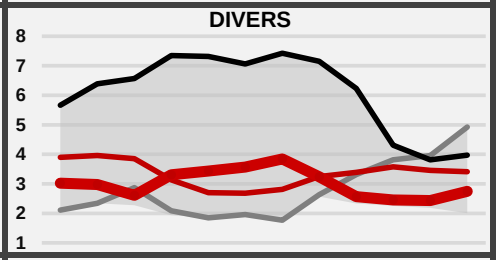

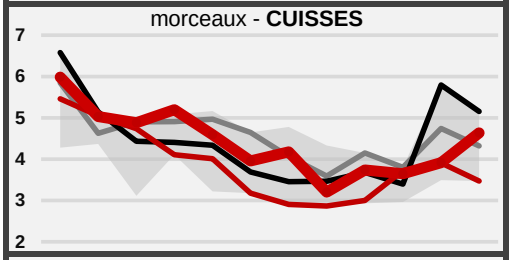

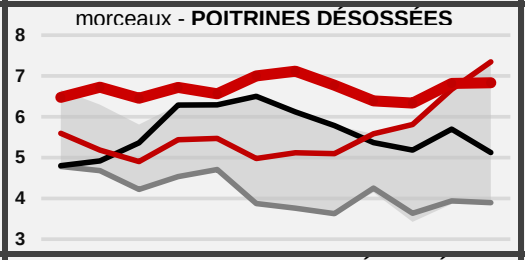

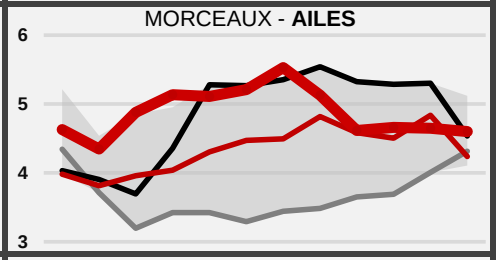

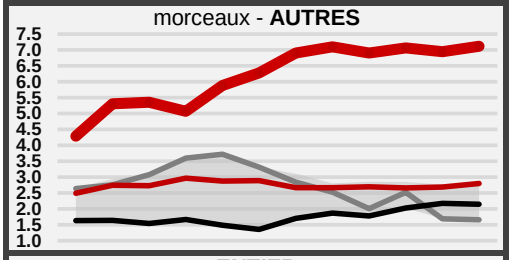

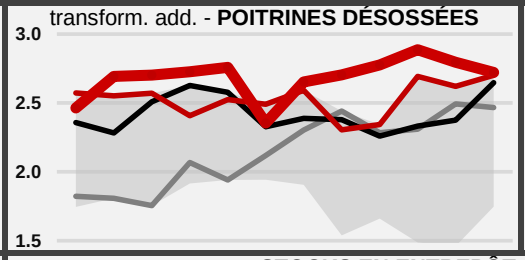

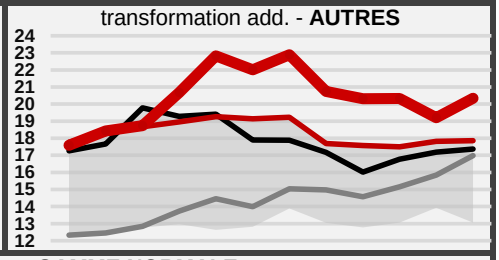

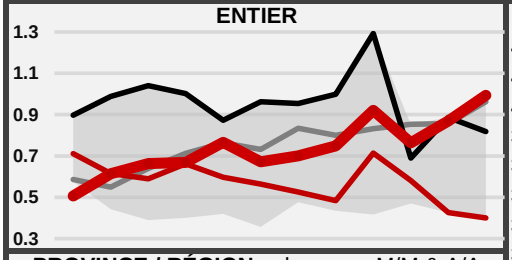

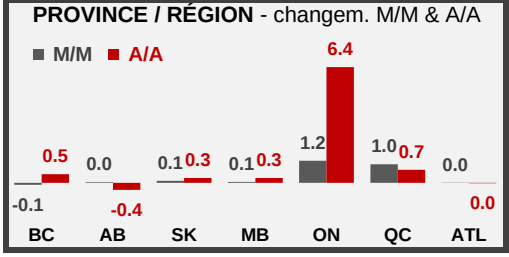

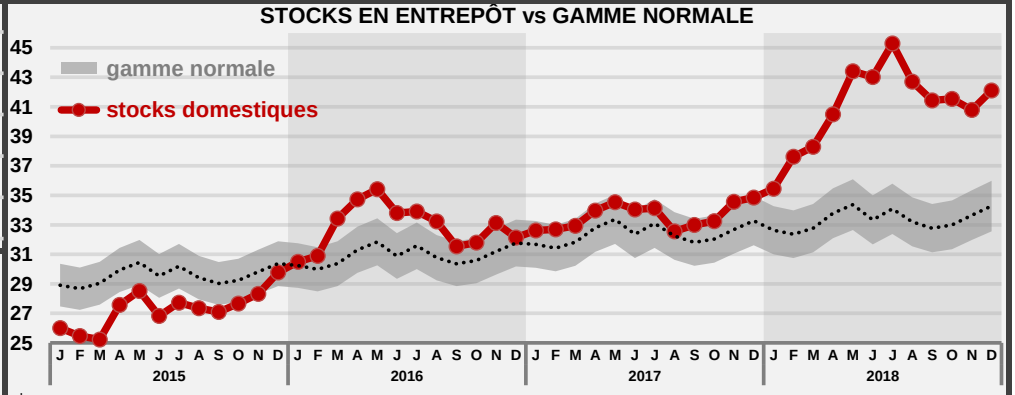

* Les **valeurs cibles** annuelles pour les stocks nationaux sont calculées au moyen du ratio entre la production nationale annuelle et les stocks nationaux annuels moyens, en utilisant les données des sept années les plus récentes. Les facteurs de saisonnalité des stocks mensuels, également calculés en utilisant les données des sept années les plus récentes (2011-2017), sont alors appliqués à la cible annuelle pour calculer les cibles mensuelles. Les **marges saines** sont établies à 5 % au-dessus et en dessous de la cible mensuelle.