Stocks en entrepôt (Source: AAC)

17 mai 2017

Mkg	mai 17	mois précédent: avril 17	change %	change Mkg	année précédente: mai 16	change %	change Mkg	2 ans: mai 15
TOTAL	**41.4**	**41.2** ↑	**0.6%**	**0.2**	**47.1** ↓	**-11.9%**	**-5.6**	**35.3**
TOTAL excl DIV. & CUISSES	**34.6**	**34.0** ↑	**1.9%**	**0.7**	**35.4** ↓	**-2.2%**	**-0.8**	**28.5**
ENTIER	**0.6**	**0.7** ↓	**-9.8%**	**-0.1**	**0.9** ↓	**-31.6%**	**-0.3**	**0.8**
EN MORCEAUX	**16.2**	**16.0** ↑	**1.2%**	**0.2**	**16.9** ↓	**-3.9%**	**-0.7**	**16.3**
Cuisses	**4.0**	**4.1** ↓	**-2.2%**	**-0.1**	**4.3** ↓	**-7.3%**	**-0.3**	**5.0**
Poitrines	**5.5**	**5.4** ↑	**1.5%**	**0.1**	**6.3** ↓	**-12.3%**	**-0.8**	**4.7**
Poitrines désossées	3.7	3.7 ↓	-0.7%	0.0	4.7 ↓	-21.7%	-1.0	3.9
Poitrines autres	1.8	1.7 ↑	6.2%	0.1	1.5 ↑	16.6%	0.3	0.8
Ailes	**3.8**	**3.5** ↑	**8.4%**	**0.3**	**4.8** ↓	**-19.8%**	**-0.9**	**2.9**
Autres	**2.9**	**3.0** ↓	**-3.5%**	**-0.1**	**1.5** ↑	**93.0%**	**1.4**	**3.7**
TRANSFORMATION ADD.	**21.8**	**21.4** ↑	**2.1%**	**0.4**	**22.0** ↓	**-0.8%**	**-0.2**	**16.4**
Poitrines désossées	**2.5**	**2.4** ↑	**5.4%**	**0.1**	**2.6** ↓	**-1.6%**	**0.0**	**1.9**
Autres	**19.3**	**19.0** ↑	**1.7%**	**0.3**	**19.4** ↓	**-0.7%**	**-0.1**	**14.5**
DIVERS	**2.8**	**3.1** ↓	**-10.8%**	**-0.3**	**7.3** ↓	**-61.7%**	**-4.5**	**1.8**

2014 — 2015 — 2016 — 2017

gamme de 5 ans

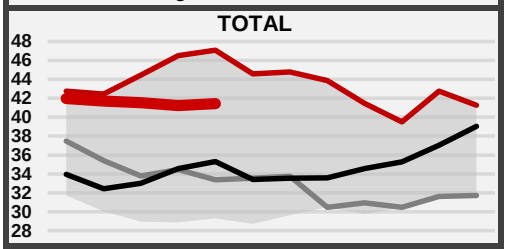

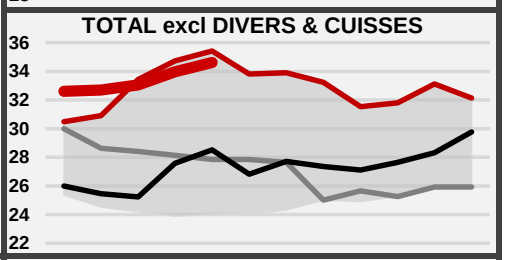

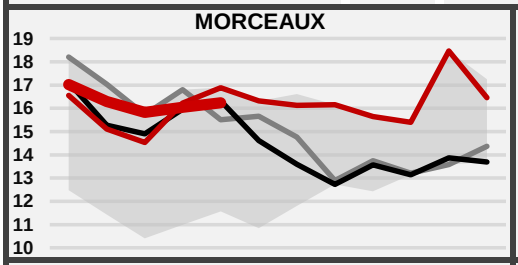

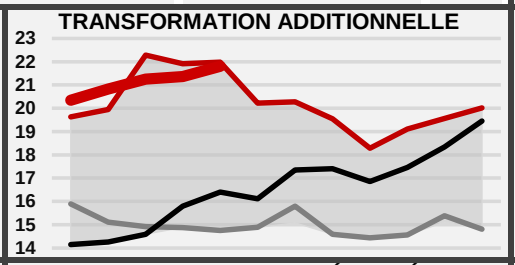

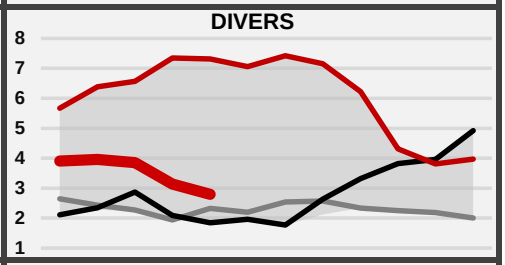

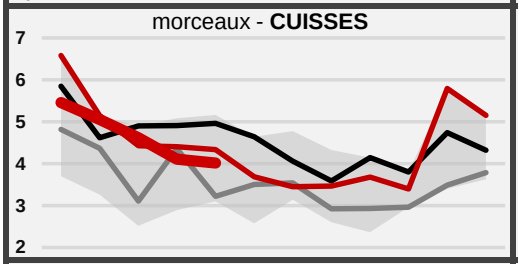

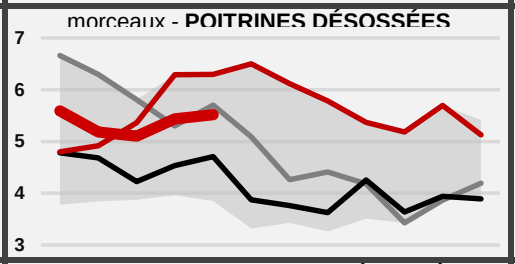

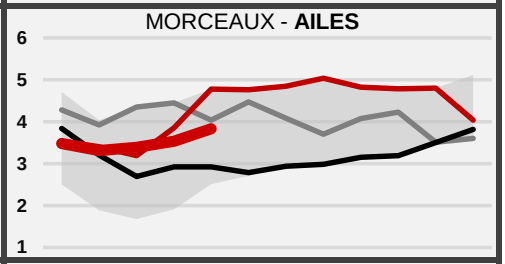

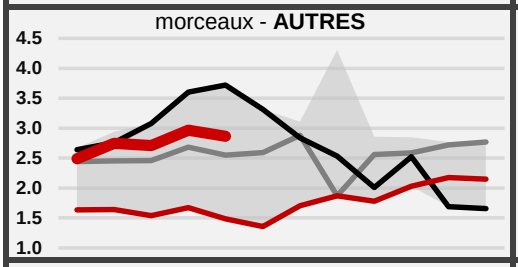

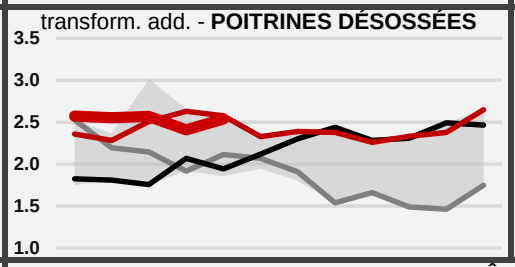

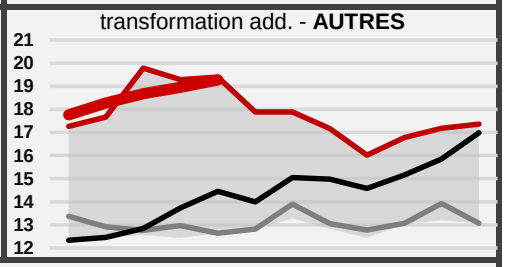

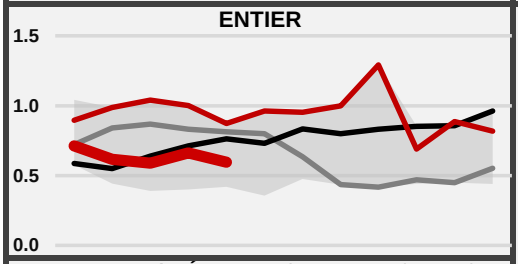

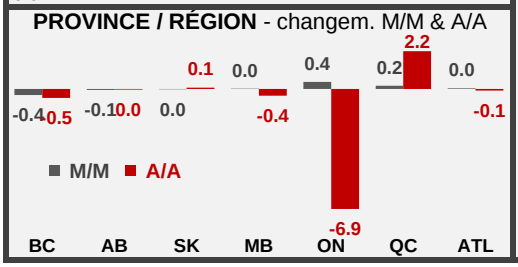

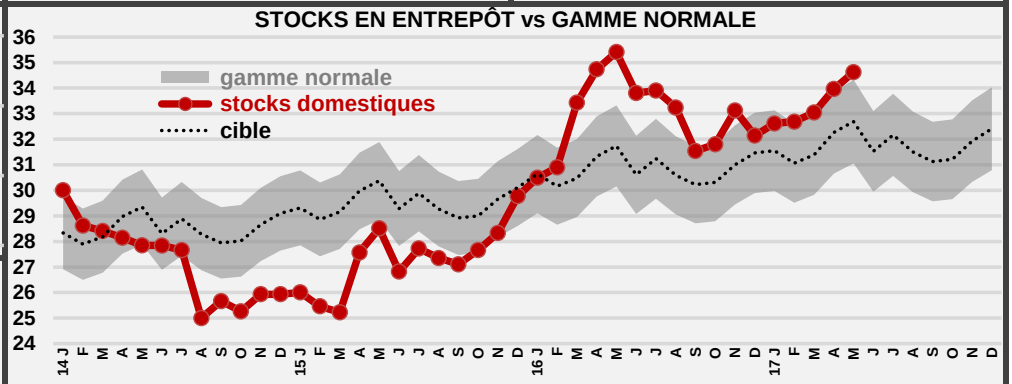

* Les **valeurs cibles** annuelles pour les stocks nationaux sont calculées au moyen du ratio entre la production nationale annuelle et les stocks nationaux annuels moyens, en utilisant les données des sept années les plus récentes. Les facteurs de saisonnalité des stocks mensuels, également calculés en utilisant les données des sept années les plus récentes (2010-2016), sont alors appliqués à la cible annuelle pour calculer les cibles mensuels. Les **marges saines** sont établies à 5 % au-dessus et en dessous de la cible mensuelle.